

1. Scope

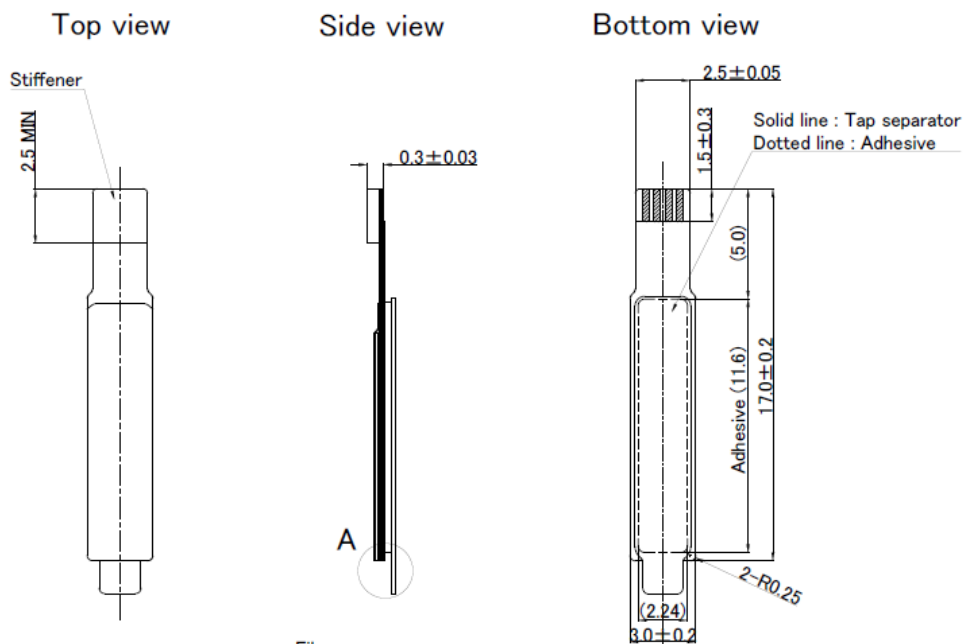
This datasheet is applied to Picoleaf which is piezo film sensor product.

- Specific applications: consumer product
- Unsuitable Application: Applications listed in "Limitation of applications" in this datasheet.

2. Application/Features

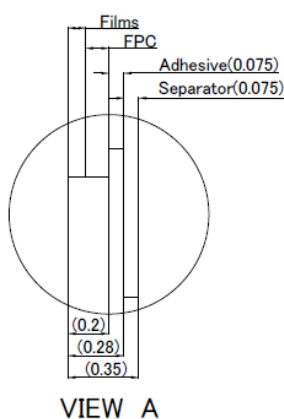
- Piezoelectric film sensor
- Size : 17x3mm
- Thickness : typ0.21mm, connection area 0.3mm
- IF: ZIF type (FPC insert type connector shape)
- Generate the electric by displacement

3. Dimension: mm



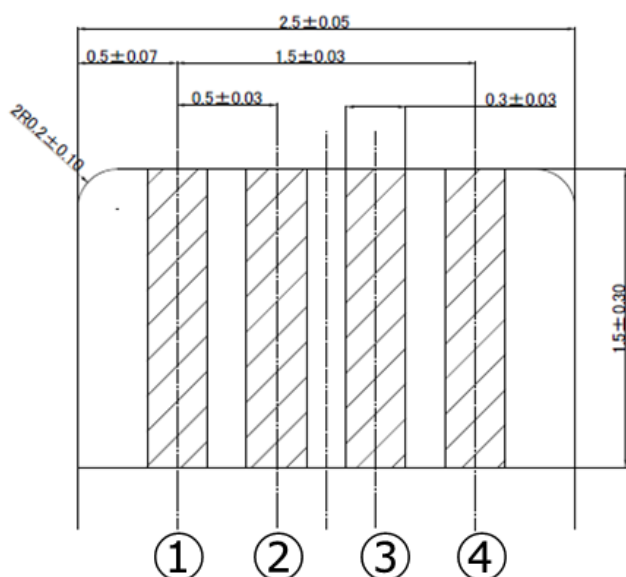
Global tolerance : 0.2mm

Cross section view



4. Interface information

FPC insert type design



No	Terminal name	Description
①	GND	GND
②	Hot	Sensor output
③	Hot	Sensor output
④	GND	GND

FPC ZIF connector reference

Hirose: FH34SRJ-4S-0.5SH

(0.5mm pitch and 4 terminals)

5. Electrical characteristics

5-1) output voltage(reference)

Parameter	Symbol	Conditions	MIN	TYP	MAX	Units
Output voltage @0.28um displacement	Vout	Test circuit: Fig.1	0.12	0.24	0.36	V/N

By applying the specified displacement to the measurement stage with the Piezo Actuator, displacement is applied to the piezoelectric sensor, then measure the output value.

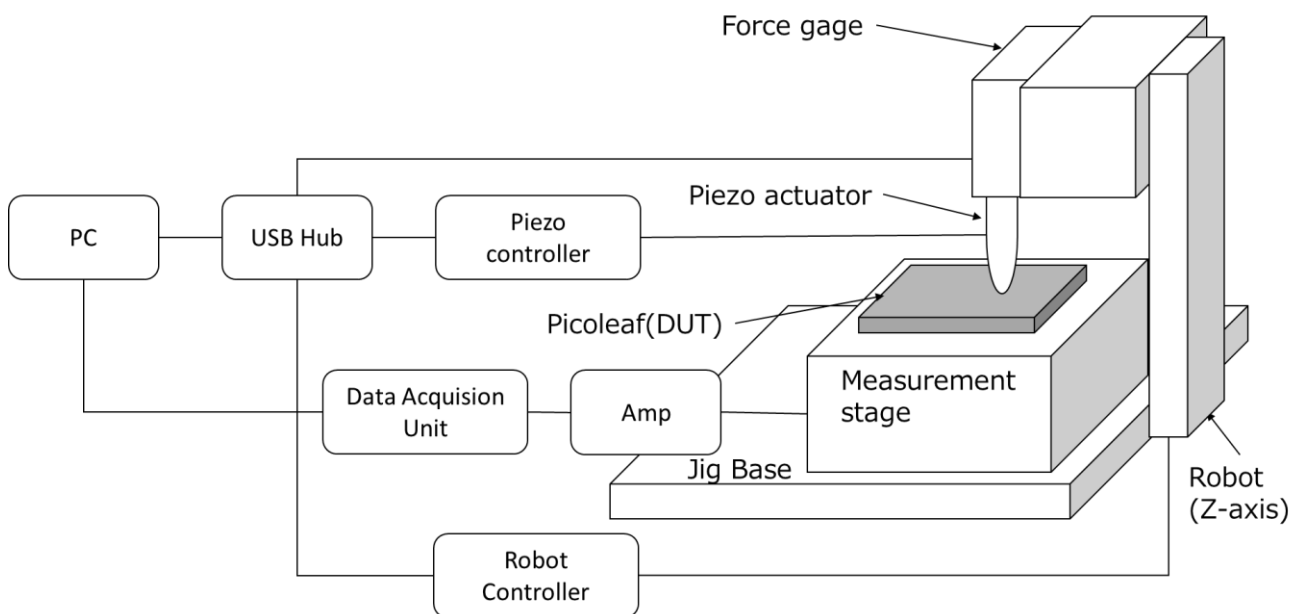


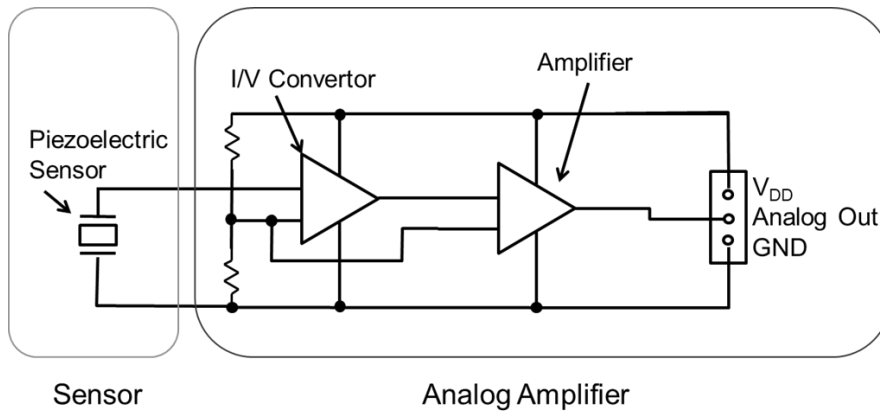
Fig.1 Measurement Jig

6. Reliability Test

No	Items	Test condition		Specification	QTY	Judge
1	Temperature cycle	Temperature	1)-10℃ 30min 2)+70℃ 30min	Electrical characteristics in 4-1)	22	OK
		Cycle	20cycles			
2	High temp Exposure	Temperature	+70℃	Electrical characteristics in 4-1)	22	OK
		Period	96hrs			
3	Low Temp. Exposure	Temperature	-10℃	Electrical characteristics in 4-1)	22	OK
		Period	96hrs			
4	Humidity (Steady State)	Temperature	+50℃	Electrical characteristics in 4-1)	22	OK
		Humidity	85%RH			
		Time	96hrs			
		Condition	Supply voltage			
5	Operating life test	Temperature	25℃	Electrical characteristics in 4-1)	5	OK
		Test time	4M times (Load: 1N)			
		Condition	Current applying state			
6	Vibration test	Condition	10~55Hz/10G 、 Amplitude:1.5mm 、 1octave/min	Electrical characteristics in 4-1)	5	OK
		Test time	24times/direction, 3directions Round-trip sweep time: 5min			
7	Drop	Condition	500G 1msec	Electrical characteristics in 4-1)	5	OK
		Test time	3times/area total:18times			
8	ESD	Condition	MM: ±200V 10times	Electrical characteristics in 4-1)	3	OK
		Test times	HBM: ±1000V 10times	Electrical characteristics in 4-1)	3	OK
			CDM: ±1000V 10times	Electrical characteristics in 4-1)	3	OK

7. Reference circuit information

Murata can provide reference circuit information.



8. Maximum Ratings (Environmental capability)

Rating	Symbol	Value	Unit
Rated Voltage	VDD	-0.3 to 6.0	V
Operating Temperature (TBD)	T _{OP}	0 to 50	°C
Storage Temperature (TBD)	T _{STO}	-10 to 70	°C

9. Reference circuit Electrical Characteristics (T=25 °C)


1) Power Supply specification

Parameter	Symbol	Min.	Typ.	Max.	unit
Operating voltage	V _{DD}		3.3		V

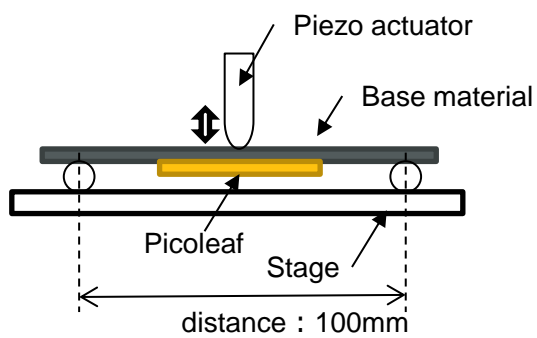
10. Measurement data

10.1 DUT: Picoleaf sensor sample kit

Sensor element **Evaluation kit**
(FPC Line, AMP circuit, cable)



10.2 Evaluation condition



Test condition

Base material: SUS or ABS
Amplitude: 20μm
Frequency : 5Hz
Pre-Load: 5N

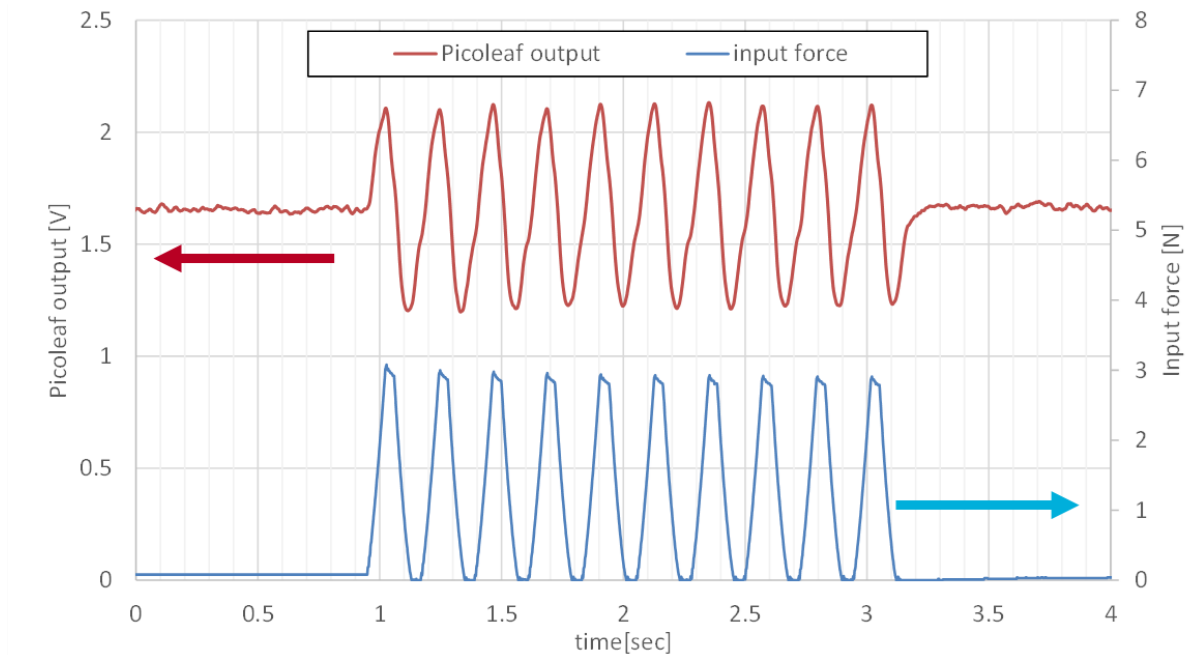
10.3 Evaluation result

Below figure shows Picoleaf Output signal. 1.65 is base output which is defined by $V_{dd}/2$.

Picoleaf output value is changed depend on displacement direction.

Press timing: positive from 1.65V

Release timing: negative from 1.65V



Below table shows Output characteristics according to base material.

Base material	Vout_pp [Vpp]
SUS	0.7
ABS	1.25

Picoleaf output performance is different based on attachment condition and base material. Output value is defined by displacement of Picoleaf sensor area.

Precautions for use

1. The products listed in our catalog or our webpage (hereinafter the product(s) is called as the "Product(s)", and the catalog and the website are collectively called as "Our Catalog") are designed and manufactured for particular applications specified in Our Catalog, specification forms, datasheets, and/or other documents officially issued by us. (hereinafter called as the "Particular Application").

We shall not warrant anything in connection with the Products including fitness, performance, adequateness, safety, or quality, in the case of applications listed in from (1) to (11) written at the end of this precautions, which may generally require high performance, function, quality, management of production or safety. Therefore, the Product shall be applied in compliance with the Particular Application.*

WE DISCLAIM ANY LOSS AND DAMAGES ARISING FROM OR IN CONNECTION WITH THE PRODUCTS INCLUDING BUT NOT LIMITED TO THE CASE SUCH LOSS AND DAMAGES CAUSED BY THE UNEXPECTED ACCIDENT, IN EVENT THAT (i) THE PRODUCT IS APPLIED FOR THE PURPOSE WHICH IS NOT SPECIFIED AS THE PARTICULAR APPLICATION FOR THE PRODUCT, AND/OR (ii) THE PRODUCT IS APPLIED FOR ANY FOLLOWING APPLICATION PURPOSES FROM (1) TO (11) (EXCEPT THAT SUCH APPLICATION PURPOSE IS UNAMBIGUOUSLY SPECIFIED AS PARTICULAR APPLICATION FOR THE PRODUCT IN OUR CATALOG SPECIFICATION FORMS, DATASHEETS, OR OTHER DOCUMENTS OFFICIALLY ISSUED BY US**).

- (1) Aircraft equipment (2) Aerospace equipment (3) Undersea equipment
- (4) Power plant control equipment (5) Medical equipment
- (6) Transportation equipment (7) Traffic signal equipment
- (8) Disaster prevention/security equipment (9) Industrial data-processing equipment
- (10) Combustion/explosion control equipment
- (11) Equipment with complexity and/or required reliability equivalent to the applications listed in the above.

For exploring information of the Products which will be compatible with the particular purpose other than those specified in Our Catalog, please contact our sales offices, distribution agents, or trading companies with which you make a deal, or via our web contact form.

Contact form: <https://www.murata.com/contactform>

*In case the Particular Application is not specified in Our Catalog, please see our specification forms, datasheets, and/or other documents officially issued by us.

** We may design and manufacture particular Products for applications listed in (1) to (11).

Provided that, in such case we shall unambiguously specify such particular application in Our Catalog, specification forms, datasheets, and/or other documents officially issued by us without any exception. Therefore, any other documents and/or performances, whether exist or non-exist, shall not be deemed as the evidence to imply that we accept the applications listed in (1) to (11).

2. The contents in this catalog are as of Sep. 2022. The contents are subject to change without notice for improvement or the products in it may be stopped without notice, so please confirm when ordering.
If there are any questions, please contact our sales offices, distribution agents, or trading companies with which you make a deal, or via our web contact form.
Contact form: <https://www.murata.com/contactform>
3. Please read rating and ⚠CAUTION (for storage and usage environment, rating, soldering, mounting and handling) in this catalog to prevent smoking and/or burning, etc.
4. This catalog has only typical specifications. Therefore, please check the details of the delivery specifications before ordering.